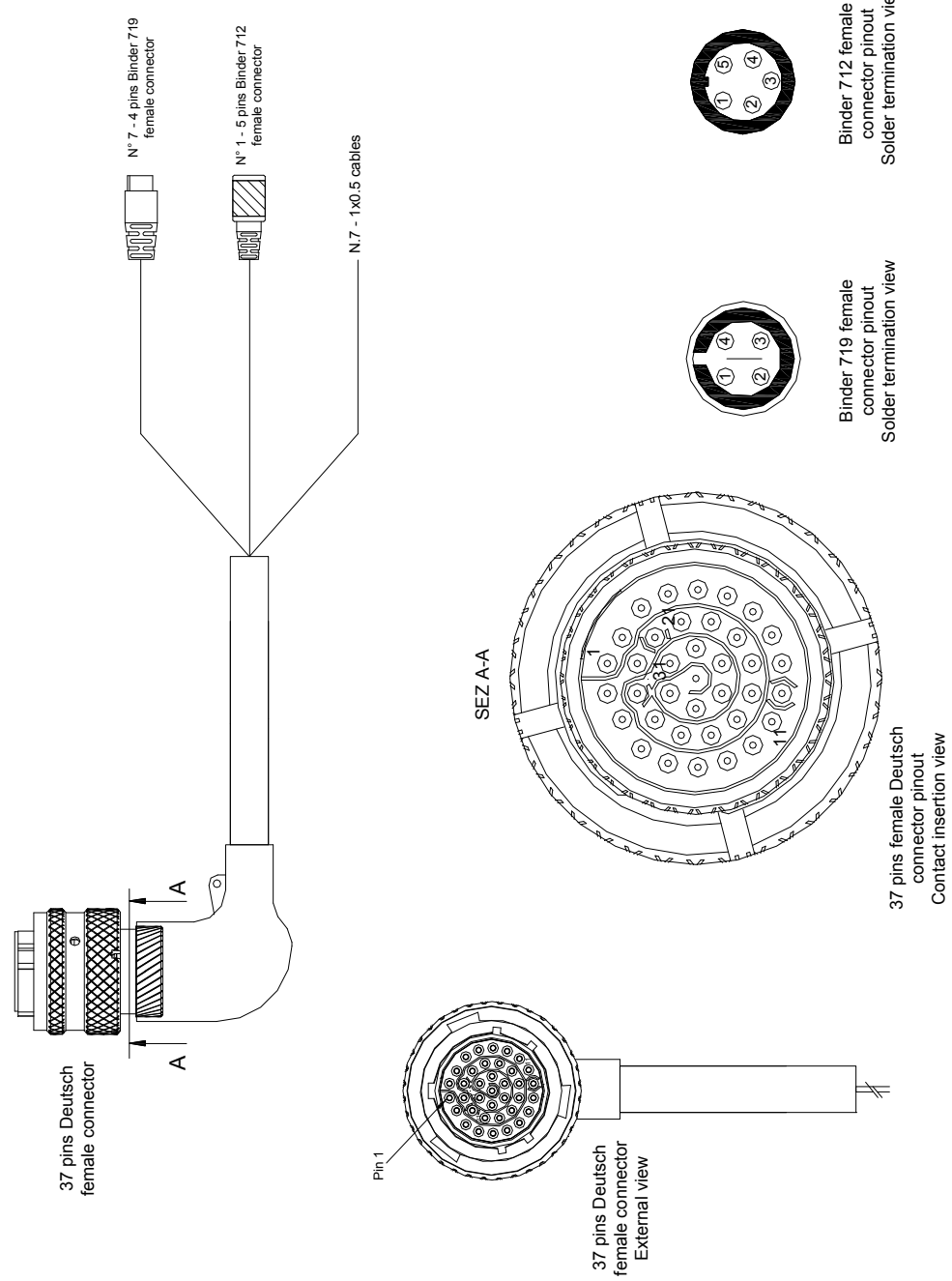



N.rev. / Rev. N.	Descrizione / Description	Data / date	Firma / Sign	Contr. da / Ckd. by	
<h1 style="writing-mode: vertical-rl; transform: rotate(180deg);">Harness for 37 pins Deutsch connector for MXL2/MXG/MXS</h1> 					
Rif. / Ref.	Q.tà / Q.ty	Materiale / Material	N. articolo / Item N.		
Progettato da / Designed by D.B.	Contr. da / Ckd. by	Approvato da / Approved by	Nome file / File name	Data / Date	Scala / Scale
		Titolo / Title Cavo connettore Deutsch 37 pin per MXL2/MXG/MXS			
		N. disegno / Drawing N.	04.573.01	Rev. / Rev. 7 Foglio / Sheet 1 of 2	

N.rev. / Rev. N.	Descrizione / Description	Data / date	Firma / Sign	Contr. da / Ckd. by
------------------	---------------------------	-------------	--------------	---------------------

Table of cables ending with 4 pins Binder 719 female connector

37 pins Deutsch connector pin	Cable colour	Binder connector pin	Cable type	Cable length	Channel	Label
22 23 24 25	White Black Red Blue	1 2 3 4	4x0.35 mm ²	340 mm	Analog channel 1 GND Vbattery Vreference	Channel 1
26 27 28 29	White Black Red Blue	1 2 3 4	4x0.35 mm ²	340 mm	Analog channel 2 GND Vbattery Vreference	Channel 2
30 31 32 33	White Black Red Blue	1 2 3 4	4x0.35 mm ²	360 mm	Analog channel 3 GND Vbattery Vreference	Channel 3
34 35 36 37	White Black Red Blue	1 2 3 4	4x0.35 mm ²	360 mm	Analog channel 4 GND Vbattery Vreference	Channel 4
19 20 21	White Black Blue n.c.	1 2 3 4	3x0.35 mm ²	320 mm	Speed1 GND Vbattery n.c.	Speed 1
16 17 18	n.c. Black Blue White	1 2 3 4	3x0.35 mm ²	320 mm	n.c. GND Vbattery Lap ottico	Lap
12 14 13	White* Black Blue* n.c.	1 2 3 4	Twistato 2x0.35+ 1x0.35	1100 mm	USB D+ GND USB D- n.c.	USB


* These two wires are twisted

Table of cables ending with 5 pins Binder 712 female connector

37 pins Deutsch connector pin	Cable colour	Binder connector pin	Cable type	Cable length	Channel	Label
3 4 5 6 7	White Black Red Bleu Orange	1 2 3 4 5	5x0.25 mm ²	350 mm	CAN+ expansion GND Vbattery CAN- Expansions Vbext	Exp.

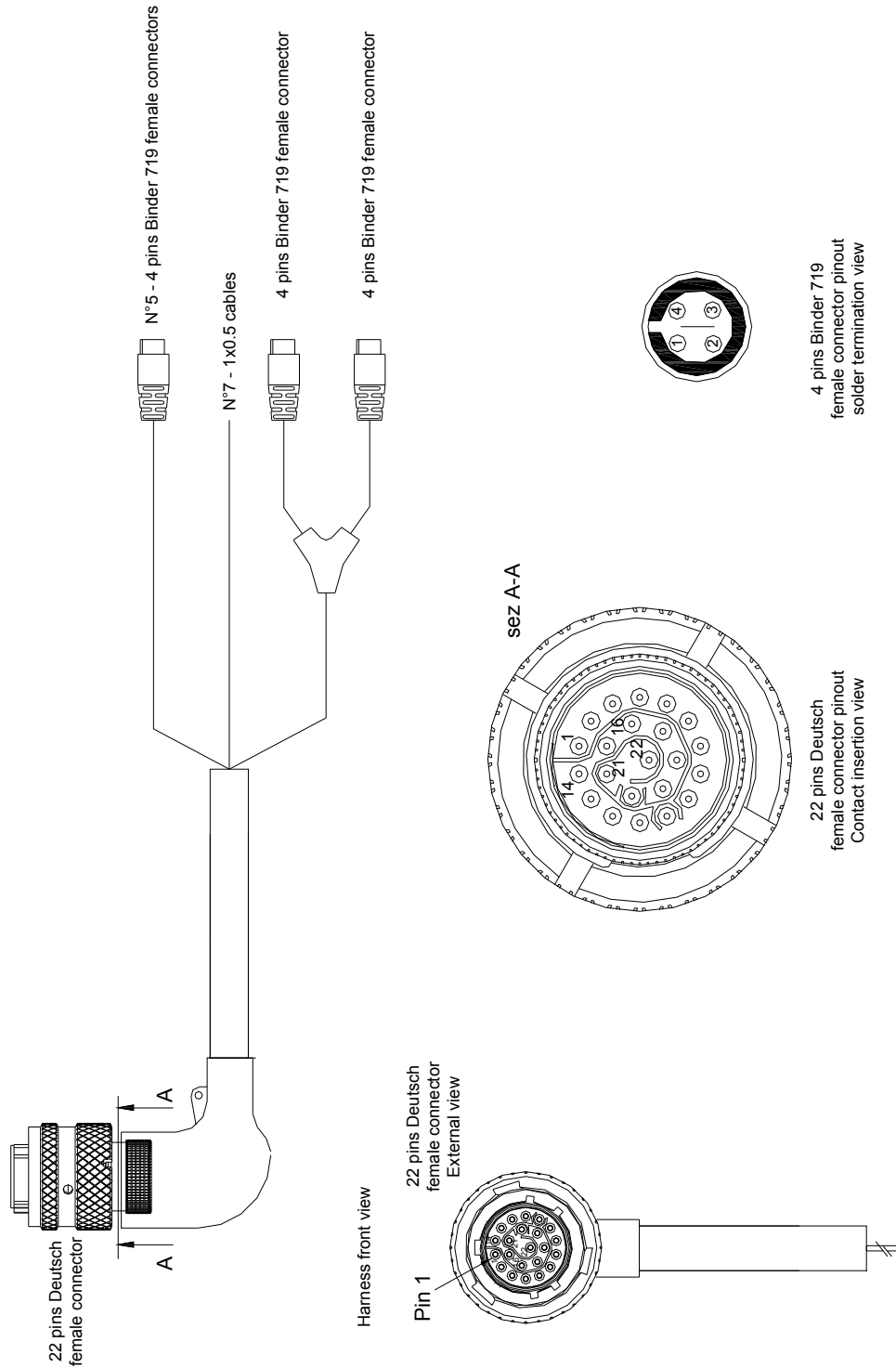
Table of unterminated cables


37 pins Deutsch connector pin	Cable colour	Cable type	Cable length	Label
15	White	1x0.5 mm ²	550 mm	RPM
2 1	Black Red	1x0.5 mm ² 1x0.5 mm ²	550 mm	GND 9-15 V Power input
8 9 10 11	White Black Bleu	1x0.5 mm ² 1x0.5 mm ² 1x0.5 mm ² 1x0.5 mm ²	550 mm	CAN1+ CAN1- K line GND K line

Rif. / Ref.	Q.tà / Q.ty	Materiale / Material		N. articolo / Item N.		
Progettato da / Designed by D.B.		Contr. da / Ckd. by	Approvato da / Approved by	Nome file / File name	Data / Date	Scala / Scale
		Titolo / Title Cavo connettore 37 pin per MXL2/MXG/MXS				
		N. disegno / Drawing N. 04.573.01		Rev. / Rev. 7	Foglio / Sheet 2 of 2	

N.rev. / Rev. N.	Descrizione / Description	Data / date	Firma / Sign	Contr. da / Ckd. by
------------------	---------------------------	-------------	--------------	---------------------

Harness of 22 pins Deutsch connector for MXL2/MXG/MXS (optional)



Rif. / Ref.	Q.tà / Q.ty	Materiale / Material	N. articolo / Item N.		
Progettato da / Designed by D.B.	Contr. da / Ckd. by	Approvato da / Approved by	Nome file / File name	Data / Date	Scala / Scale
		Titolo / Title Cablaggio connettore Deutsch 22 pin per MXG (optional)			
		N. disegno / Drawing N.	04.573.02	Rev. / Rev. 3	Foglio / Sheet 1 of 2

N.rev. / Rev. N.	Descrizione / Description	Data / date	Firma / Sign	Contr. da / Ckd. by
------------------	---------------------------	-------------	--------------	---------------------

Table of cables ending with 4 pins Binder 719 connector

22 pins Deutsch connector pin	Cable colour	Binder connector pin	Cable type	Length	Channel	Label
1 2 3 4	White Black Red Blue	1 2 3 4	4x0.35 mm ²	380 mm	Analog channel 5 GND Vbattery Vreference	Channel 5
5 6 7 8	White Black Red Blue	1 2 3 4	4x0.35 mm ²	380 mm	Analog channel 6 GND Vbattery Vreference	Channel 6
9 10 11 12	White Black Red Blue	1 2 3 4	4x0.35 mm ²	400 mm	Analog channel 7 GND Vbattery Vreference	Channel 7
13 14 15 16	White Black Red Blue	1 2 3 4	4x0.35 mm ²	400 mm	Analog channel 8 GND Vbattery Vreference	Channel 8
17 18 19 20	White Black Blue n.c.	1 2 3 4	3x0.35 mm ²	320 mm	Speed2 GND Vbattery n.c.	Speed 2

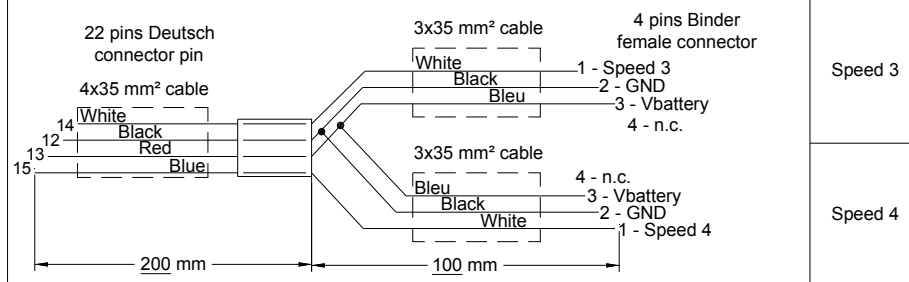



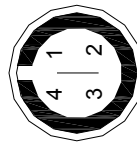
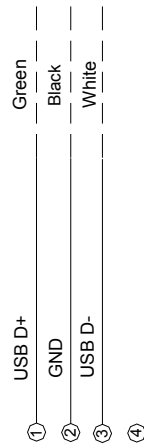
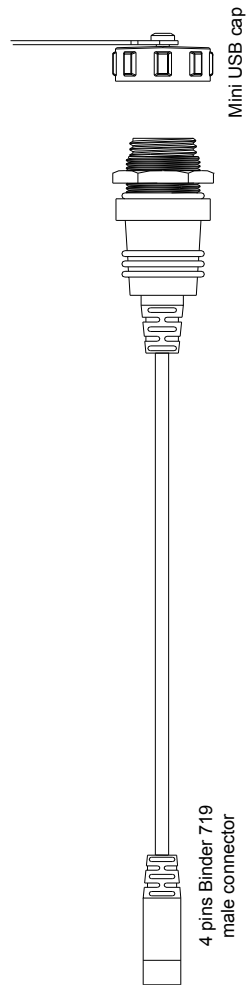
Table of not cabled cables


22 pins Deutsch connector pin	Cable colour	Cable type	Length	Label
19 20	White Blue	1x0.5 mm ² 1x0.5 mm ²	550 mm	Digital output 1 Digital output 2
17 18 16 21 22	White Blue Black Blue White	1x0.5 mm ² 1x0.5 mm ² 1x0.5 mm ² 1x0.5 mm ² 1x0.5 mm ²	550 mm	CAN2+ CAN2- GND RS232TX RS232RX

Rif. / Ref.	Q.tà / Q.ty	Materiale / Material	N. articolo / Item N.		
Progettato da / Designed by	Contr. da / Ckd. by	Approvato da / Approved by	Nome file / File name	Data / Date	Scala / Scale
D.B.					
		Titolo / Title Cavo connettore Deutsch 22 pin standard per MXL2/MXG/MXS (optional)			
		N. disegno / Drawing N. 04.573.02		Rev. / Rev. 3	Foglio / Sheet 2 of 2

N.rev. / Rev. N.	Descrizione / Description	Data / date	Firma / Sign	Contr. da / Ckd. by
------------------	---------------------------	-------------	--------------	---------------------

USB adapter cable for MXL2/MXG/MXS/MXS Strada



Rif. / Ref.	Q.tà / Q.ty	Materiale / Material	N. articolo / Item N.		
Progettato da / Designed by	Contr. da / Ckd. by	Approvato da / Approved by	Nome file / File name	Data / Date	Scala / Scale
		Titolo / Title Cavo adattatore USB			
		N. disegno / Drawing N. 04.573.20		Rev. / Rev.	Foglio / Sheet 1 of 1